



Clarion Screen., Callaway House Residences, Austin TX.,
Photography: Matt Oberer of MattO Photo, Albuquerque, NM.

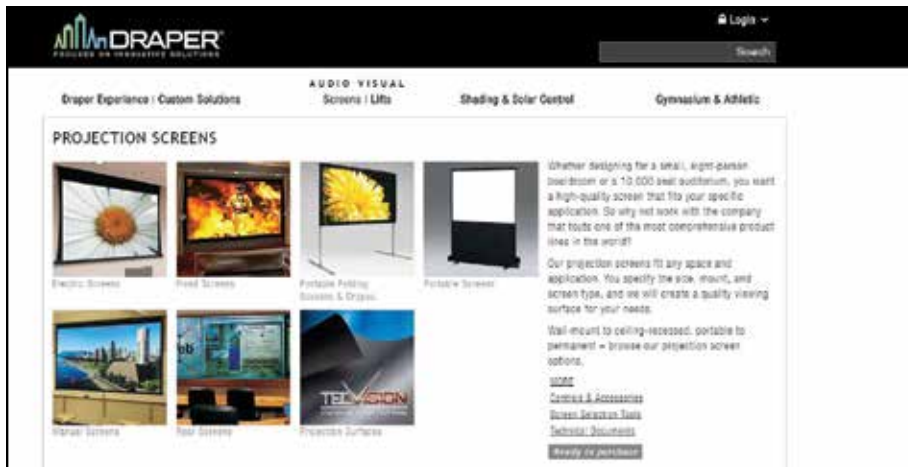
SPECIFICATION GUIDE FOR AV EQUIPMENT

■ YOUR ROADMAP TO AV PRODUCT INFORMATION:

- Custom Project Initiatives
- Continuing Education
- Access to all AV products
- Projector and Screen planning tools
- Free Samples/Literature
- Specifying Product


GETTING STARTED WITH DRAPER

ALL WEB ADDRESSES START WITH WWW.DRAPERINC.COM/ UNLESS NOTED.



■ Draper provides access to a variety of tools and resources for audio visual and excels at custom solutions to help with your specifications.

CUSTOM PROJECTS



BUILDING FROM THE GROUND UP?

Tell us about your project. We're here to help. Start with your design concept. Let Draper's experts and project management team help bring it to life.

- Experienced engineering/design staff
- Advanced manufacturing capabilities
- Concept to finish partner
- Custom one of a kind designs

Pictured above: Custom Free-standing 8 x 8 LED unit Video Wall Display Structure. Patents pending

CONTINUING EDUCATION

AIA & GBCI Continuing Education

aiacontinuinged/aiacontinuinged.aspx

Available online and face to face. Five accredited classes to stay updated with technology and professional trends, while also meeting state mandatory continuing education requirements.

WHAT PRODUCTS WILL I FIND?

Projection Screens

projectionscreens/

- Electric Screens
- Fixed Screens
- Portable and Folding Screens
- Small Portables
- Manual Screens
- Rear Screens and Projector Mounts
- Projection Surfaces

Lifts and Mounts

liftsmounts/

A diverse choice of video projector lifts, including Acrobat lift system, Ropewalker and ScreenBoom.

Video Conferencing

videoconferencing/

Explore our product line and take your video conferencing from functional to exceptional.

Controls and Accessories

projectionscreens/controlsandaccessories.aspx

Consider all options from standard motors and controls to a variety of ceiling trim kits and mounting brackets.

PROJECTION PLANNER

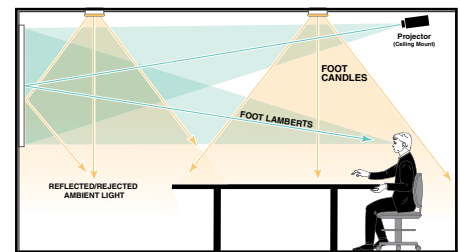
projectionscreens/projectionplanner.aspx

Design a projection system that yields the image quality you're looking for based on your input. Informative and easy to use.



SCREEN SURFACE SELECTION

projectionscreens/surfaceselector.aspx



Designed to assist you in narrowing down our various screen surfaces to the best alternatives based on your input.

SCREEN SIZE SELECTION

projectionscreens/customsizecalculator.aspx

Calculate the size screen you need for that planned space. Choose format and enter measurements.

PROJECTOR LIFT SELECTOR

liftsmounts/projectorlifts.aspx

Based on your needs, use the filter selection options to narrow down our available options.

SCREEN FEATURES SELECTION

projectionscreens/screenfeatures.aspx

Select features desired and your choices of available screen models will appear.

SCREEN DECISION TREE

projectionscreens/screentree.aspx

Find the screen best suited to your specific needs by choosing from each set of options.

ALL WEB ADDRESSES START WITH WWW.DRAPERINC.COM/ UNLESS NOTED.



Screen Samples, White Papers & Case Studies, Technical Documents, Submittals . . . and more!

■ **RESOURCE LIBRARY:** Documents, both technical and informative, will give you insights about choosing the best product.

WHAT DRAWINGS ARE AVAILABLE?

Drawings library:
documents.aspx

A full library of drawings for each product is online:
– BIM Objects – CAD Drawings

I WANT MORE INFORMATION ON PRODUCTS.

Technical library:
documents.aspx

A full library of documents for each product, including:
– Instructions – Submittals
– Care & Maintenance – Warranties
– 3-Part Specifications

Educational Materials:
whitepapers_casestudies.aspx

Library of white papers and case studies about our products.

Promotional Materials
<http://request.draperinc.com>

Request promotional materials and fabric samples here.
– Brochures – Flyers
– Catalogs

CAN I GET SCREEN AND HARDWARE SAMPLES?

Literature Request site:
<http://request.draperinc.com>

You can download a pdf or we can ship quantities to you for that meeting or presentation.
– Hardware samples – Swatch Cards
– Fabric Samples

HOW DO I PUT THIS TOGETHER?

Demo & Installation Videos:
videos/

In our library, you can follow along with real-time demonstrations on how to measure correctly for a product, or set up and install a product. We're adding new videos regularly.

HOW TO SPECIFY DRAPER PRODUCT*

ARCAT (tool to build three-part specification of several shade and screen models)
arcat.com/arcatcos/cos32/arc32063.html

BSD SpecLink
bsdsoftlink.com/


ARCOM (MasterFormat)
arcomnet.com/

Architizer.com
architizer.com/

BIMObject.com (Draper BIM content)
bimobject.com/en-us

Sweets
sweets.construction.com/

*Some tools above require a subscription.



Projects like this show another big advantage to working with Draper. We can see it through the long haul: project development, custom design changes, and completion.

Edgeless Clarion and TecVision XT1000X screen surface. Computer Aided Virtual Environments (CAVE)

AV SOLUTIONS AND CUSTOM APPLICATIONS

We are confident we have a solution for your needs. Our products can also be customized for a unique application or situation, including screens, lifts, structures, and other AV related products. Front or rear projection? Fixed or roller operated? Blended, curved or flat? These are some of the questions you may not think about for your screen or mounting solutions. Contact Draper for a customized, drawn, and quoted solution specifically for you.

EVER-ADVANCING CUSTOM ABILITIES

We do more than manufacture audio-visual systems. We listen to your needs and build to exceed your expectations.

Start with your design concept. Add Draper's unique blend of product design, engineering, and advanced manufacturing resources and our project management team will pull it all together.

Tell us about your project. We're here to help.

ABOVE: Scalable Display Technologies designed a three-sided Computer Aided Virtual Environment (CAVE) to let customers experience Scalable's products by immersing them in a 3-D virtual reality experience. There were two possible sticking points: possible hot-spotting from the ultra-short throw projectors, and visible seams in the corners. Draper developed special clamps for custom Edgeless Clarion screens to produce the seamless corners. TecVision® XT1000X White viewing surfaces provided the performance needed without any hotspotting.

contact us if you have questions